

PALMYRA



PANTHERS

School District OR-1

425 F Street, Box 130
Palmyra, NE 68418
402-780-5327 Fax: 402-780-5349
Superintendent: Rob Hanger
Secondary Principal: Heath Johnson
Activities Director: Aaron Hoeft

Elementary Principal: Linde Walter
50 Dogwood ST
Bennet, NE 68317
402-782-3535 Fax: 402-782-3545

www.districtor1.org Twitter: @OR1_Panthers

PRSRST STD
ECRWSS
U.S.POSTAGE
PAID
EDDM Retail

District OR-1 Newsletter
District OR-1 Public Schools
February, 2020

*****ECRWSS*****

**Local
Postal Customer**

*Together, we prepare our students to successfully meet
the challenges of the future.*

Foundation For Knowledge, District OR-1

Since our beginning in December of 1998 -

\$567,000 – Contributions - you have contributed to The Foundation For Knowledge.

\$192,650 – Scholarships – 165 students from your community have been assisted with their post-secondary educations.

\$74,550 – Staff Development – helping to make District OR-1 one of the highest ranked and best trained teaching Staff's in the state of Nebraska.

Graduation Rate – District OR-1 has achieved one of the highest graduation rates in the State.

Post-secondary Education – the vast majority of District OR-1's students go on for further education that will help them for the rest of their lives.

\$12,600 – School Support – Assisting school programs, and support for students representing District OR-1.

\$326,000 – Invested Market Value – For endowed commitments.

With your help The Foundation For Knowledge's investment account ensures that your contributions will be available for the future of your community.

With your support we will continue our work for the future of your community

Foundation For Knowledge District OR-1 - P. O. Box 130, Palmyra, NE 68418
Enclosed is my/our individual gift corporate gift _____

(corporate contact person)
of \$ _____ to the Foundation For Knowledge District OR-1
-OR-

I/We pledge \$ _____. Enclosed is my/our payment of \$ _____.

Balance paid by _____, 20__.

To validate your pledge, your signature is required _____

Name _____

Address _____ Phone _____

City _____ State _____ Zip _____

If an alumni of Palmyra/Bennet School, please list year _____

Please make checks payable to - Foundation For Knowledge District OR-1

Thank you for your investment in the future.



PANTHER PANTHER

NEWS

District OR-1 Public Schools
425 F Street
Palmyra, NE 68418
<http://www.districtor1.org>

Serving the Communities of Bennet, Palmyra, and Douglas, NE

February, 2020

- Follow District OR1 at www.districtor1.org
- Download the app for iOS and Android
- Follow student progress on PowerSchool
- Superintendent Notes
- SafeSchools Portal
- Wellness Tips From CDC
- Follow District OR1 on Twitter @OR1_Panthers
- Make sure your school has your e-mail and phone
- Follow official weather at www.1011now.com
- Local Artwork Highlights
- Flexible Seating
- Juniors Visit SCC

Superintendent Notes...by Robert Hanger

Recently the Department of Education provided information related to AQuESTT accountability ratings for public school districts in Nebraska. Based on the six tenets of the AQuESTT process, Positive Partnerships, Relationships, and Success, Transitions, Educational Opportunities and Access, College, Career, and Civic Ready, Assessment and Educator Effectiveness District OR-1 schools received a "Great" rating across the board. That classification is reflective of a dedicated staff of professionals and school board members working to provide the best in educational opportunities for our students. As a part of that rating also includes NSCAS scores it is also noteworthy to reinforce that our students continue to assess well in every category of state testing as well as national testing conducted through NWEA. This marks consecutive years that we have received a very high rating. Well done students and staff.



As we move into February the recent weather pattern is worthy of a reminder that we need to maintain an accurate database of contact information available to the school so that each parent is able to receive messages regarding school closures, schedule changes, late starts, etc. One contact feature we are using has the ability to send an email as well as a phone message and text message. We also communicate via twitter and those feeds are automatically uploaded to the district app as well. The Apps are new this year, so please make sure you have updated your mobile devices to include the newest offerings and software we are providing. These

Superintendent: Rob Hanger
Palmyra Principal: Heath Johnson
Bennet Principal: Linde Walter
Activities Director: Aaron Hoeft

...Continued on next page.

Pay Lunch Bills ONLINE!

District ORI Schools is now taking payments for food service online!

Pay when it's most convenient for you with a computer or mobile device at <https://districtor1.revtrak.net/>. This district Web Store even integrates with PowerSchool!

Save time and be confident that your payment makes it where it needs to go. You can pay online with eCheck, debit, or credit cards.

You will need a PowerSchool account before you can create a RevTrak account. Call your school office if you need help!

NSAA Transfer Rules

A few years ago the NSAA changed the Incoming Transfer Deadline date to May 1st. All penalties associated with the old NSAA March 15th date will apply to the May 1st date. All paperwork (incoming Transfer report) must be submitted electronically to the NSAA on or before midnight May 1, 2020. Students are permitted one NSAA transfer during their high school years unless there is a change of domicile by the legal parent (Bylaw 2.7.8).

Sports Physicals

All students entering grades 7-12 and wishing to participate in a JH or HS sport at Palmyra for the 2020-21 school year must have a current physical on file in the office. All physicals obtained after May 1, 2020 will be accepted for the 2020-21 school year. In addition, a NSAA Parent Consent form must be filled out and on file in the office as well.

NCAA/NAIA Eligibility Certification – Prospective College Athletes

All students who want to participate in athletics after high school in any Division I, II, or NAIA college MUST register at the NCAA or NAIA Eligibility Center. Complete these online forms during the second semester of the junior year. For information, visit www.eligibilitycenter.org or www.playnaia.org.

measures are only effective if we have current and up to date contact information for you. In short, it's a good time to add our twitter feed and district app as manageable ways to ensure we are able to contact you during weather events.

We all know that assessments are here to stay. With that thought each spring as we prepare for a new round of NSCAS and MAPS assessments for District OR-1 students we provide a few tips that parents and students can put into practice at home that will be of assistance on test day:

1. Meet and or communicate with your child's teacher as often as needed to discuss his or her progress. Ask the teacher to suggest activities for you and your child to do at home to help prepare for tests and improve your child's understanding of schoolwork. Parents and Teacher's working together benefits students.
2. Provide a quiet, comfortable place for studying at home and offer assistance with homework on a regular basis to foster good study habits and to ensure that homework is being completed.
3. Make sure that your child is well rested on school days and especially the day of a test. Children who are tired are less able to pay attention in class or to handle the demands of a test. Many teachers report that children who do not test well have not had enough sleep on a regular basis.
4. Give your child a well-rounded diet. A healthy body leads to a healthy, active mind and a student that is ready to learn.
5. Provide books and magazines for your child to read at home. By reading new materials, a child learns new vocabulary words that might appear on a test. Ask your child's school about a suggested outside reading list.
6. Know and understand the NSCAS test. You can review information at the following web site: <https://www.education.ne.gov/assessment/nscas-system/> AQuESTT information is available at: <https://aquestt.com/resources/>.

Foundation for Knowledge

I would like to thank the Foundation for Knowledge for continuing to provide so many opportunities for our staff and students. Their continuing efforts in addition to scholarships and instructional materials have had a major impact on District OR-1 instruction and post-secondary opportunities for so many individuals. We are deeply appreciative of the Foundation support we receive. Thank You!




Olson Foundation Project:

We would again like to express our gratitude to the Olson Foundation for the wonderful gift to our community and school. Working with the Foundation, Clark Enersen Partners, and Nemaha Valley Construction we continue to move the project forward to completion later this spring. There are several items that will begin to wrap up when the weather improves including but not limited to finishing the northwest parking lot, the street south of the Casey's location and additional sidewalk paths from the school to the site. This is certainly one of the best community and school venues available to a community and school anywhere in Nebraska.

Please note the following information from the CDC:

"CDC advice to fight the Flu"

Flu-like symptoms include fever, cough, sore throat, runny or stuffy nose, body aches, headache, chills and fatigue. Some people also may have vomiting and diarrhea. People may be infected with the flu, and have respiratory symptoms without a fever.



Preventing Flu at Work and School

At School

- Find out about plans your child's school, child care program, or college has if an outbreak of flu or another illness occurs and whether flu vaccinations are offered on-site.
- Make sure your child's school, child care program, or college routinely cleans frequently touched objects and surfaces, and that they have a good supply of tissues, soap, paper towels, alcohol-based hand rubs, and disposable wipes on-site.

Ask how sick students and staff are separated from others and who will care for them until they can go home.

Learn more about preventing the flu, common questions and answers, and poster materials for schools: [Resources for Schools, Childcare Providers and Parents](#).

At Work

- Find out about your employer's plans if an outbreak of flu or another illness occurs and whether flu vaccinations are offered on-site.
- Routinely clean frequently touched objects and surfaces, including doorknobs, keyboards, and phones, to help remove germs.
- Make sure your workplace has an adequate supply of tissues, soap, paper towels, alcohol-based hand rubs, and disposable wipes.
- Train others on how to do your job so they can cover for you in case you or a family member gets sick and you have to stay home.

If you begin to feel sick while at work, go home as soon as possible.

Learn more about how you can help prevent the spread of respiratory illnesses like flu at work: [Flu Prevention at Work](#)

The CDC also has information related to the Coronavirus and more can be accessed at their website.

Situation Summary

The Centers for Disease Control and Prevention (CDC) is closely monitoring an outbreak of respiratory illness caused by a novel (new) coronavirus first identified in Wuhan, Hubei Province, China. Chinese authorities identified the new coronavirus, which has resulted in thousands of confirmed cases in China, including cases outside Wuhan City. Additional cases have been identified in a growing number of other international locations, including the United States. There are ongoing investigations to learn more.

In closing, I would like to thank our staff for taking care of students on every level. On behalf of all of us at District OR-1, I want to wish you the best for blessed and happy 2020.

Please, Contact Your School Office if You Change Phone Numbers. We want to make sure you receive all school notifications.

Elementary Notes

KDG-Round Up...

Bennet Elementary is registering students for Kindergarten for the 2020-2021 school year. Kindergarten Roundup will be held on April 3, 2020, from 9:00 a.m. until 11:00 a.m. If you have a child who will be attending Kindergarten in the fall, please call Bennet Elementary at 402.782.3535.

Fall Preschool Enrollment

Little Panther Preschool is currently taking registrations for children who are interested in preschool for the 2020-2021 school year. Please call the Bennet Elementary office to place your child's name on the list.

Summer Enrichment

Summer Enrichment will be offered June 8th-25th at Bennet Elementary for students entering KDG-6th grades. Information and registration will be going home in late March to all students eligible for Summer Enrichment.

Become a Teammate

E-mail Mr. Chaffee at chaffee.mic@districtor1.net or call 402-780-5327 find out how to get paired with a mentee.

Box Tops

Bennet Elementary is collecting Box Tops! If you have Box Tops at home, bring them in and turn them into the office. Our school can earn cash for the Box Tops turned in. We are then able to use the cash with-in our school to buy the items we need. Every Box Top helps!

Reading Aloud To Kids

As parents, we have heard about the importance of reading to our children. But did you know that even after children start reading on their own, reading aloud with them is still beneficial? When you read aloud to a child, you are boosting their vocabulary, modeling how reading sounds like talking, and spending precious time with them.

When children are little, reading aloud exposes them to thousands of vocabulary words, building their background knowledge. As they grow older, they can remember back to how words were used and make connections to what words mean in new contexts. Reading is the best way to build a child's vocabulary. For those of you with young children, there's no doubt you've read the same book over and over again. This can feel very repetitive to adults, but repetitive reading has been shown to increase a child's vocabulary by 40%. Children enjoy re-reading the same books again and again, as they learn the rhyming and predictive patterns of the words. Adding silly voices or fun movements to go along with text keeps books even more entertaining, for you and your child!

When children are older, reading aloud to them continues to expose them to new vocabulary words, which helps them across all areas of the academic curriculum. Reading aloud to children also models good reading fluency, helping them establish a sense of the speed and prosody of fluent reading. Reading fluency – not just speed, but also appropriate pausing, intonation, etc. – is an essential link for readers to understand what they are reading. So by reading aloud, you not only provide vocabulary exposure but also improved reading fluency, setting your child up to be a successful reader!

And let's not forget that at any age, reading should be fun! You can add an element of surprise and fun by using silly voices, substituting the character's name with your child's name, and pausing for dramatic effect. For older children, try stopping now and then to reflect on the lesson in the book or ask them what they would do in a certain situation. Whether you're rocking before bedtime or sitting side by side on the couch on Sunday morning, reading with your children is the epitome of quality time. Reading aloud to your child is always time well spent, and these are moments that will be cherished by your children and you alike. Elyse Moore, M.S., CCC-SLP

6th Graders Enjoy Literature Circle

During the first semester, the sixth grade students in both classrooms have had the opportunity to partake in an activity called Literature Circle or "Lit Circles." In Lit Circles, students are separated into groups of five. These groups are not limited to one sixth grade classroom. The groups consist of some students from Mrs. Obbink's classroom and some from Mr. Maibaum's classroom. In total, there are 10 groups. Every Friday, Mr. Maibaum and Mrs. Obbink each meet with four groups, and Mrs. Whyman meets with two groups.

During one unit of Lit Circles, we have four books going at one time. This means that we have four groups reading one book, two groups reading a different book, another two groups reading a different book, and the final two groups reading their own specific book. In the first unit of Lit Circles, we had four groups reading *A Wrinkle in Time*, two groups reading *The River*, two groups reading *The Lion Witch and The Wardrobe*, and two groups reading *An Incredible Journey*.

Every Friday, we meet with our Lit Circle groups. In each Lit Circle group, there are five jobs that switch between group members from week to week. These jobs all have a particular purpose involving vocabulary, comprehension, making connections with the texts, and the use of literary devices. In the groups, the students need to share what job they had, and explain how they completed their job. After all the jobs are completed, the students will get their new job for the week. Each group of five gets 15- 20 minutes of time at the table with the teacher. For those students who have to wait until it is their turn to meet with their group, they can already get started working on the reading for next week.

In total, each student has two jobs to complete during the week. The first job is to make sure they have the assigned reading done (usually 40-50 pages in their assigned book), and the second job is to make sure that their Lit Circle job is finished. If students are able to do this, they will receive full credit for one week of Lit Circle.

Lit Circles allow students to enjoy reading books as a community with their other group members. Sometimes when a group comes back to the table, I do not even have to say a word. The group will get started sharing their jobs, because they are excited to hear their classmates thoughts and opinions about the book they are reading. As an educator this is refreshing to see students work together, and really enjoy reading a book as a group.

Helping Your Child Generalize His or Her Speech Sound

by Jiree Wilson

After students have attended speech sessions for a while we often start to hear the question, “When do I get to graduate from speech?” In order for students to be dismissed, or graduate, from speech services they must demonstrate carryover of their good speech sound into different environments at the conversation level. Often students are able to produce the correct sound during their speech sessions; however, creating that same production outside of a speech session is much more difficult. At this stage, it is important for students to be aware of their speech and think about good productions in all environments; including the classroom, lunch, recess, daycare, home, on the weekend, while participating in extracurricular activities, etc. Here are a few ideas of activities that can be done at home to help your student generalize their good speech sound. This list is not exhaustive, so feel free to think of other ways to practice at home!

- Set aside a specified amount of time every day for your student to use their good speech sound. This may be 5 minutes or it could be 20 minutes. Give them feedback on good productions and draw their attention to misarticulations.
- Read a story together and practice using their good speech sound while they read.
- While in the vehicle read store fronts, road signs, and street signs. See how many they can find that include their target sound.
- When working on homework, have them use their good speech sound while they complete their assignment.
- Play their favorite board or card game and be sure to have them use their good speech sound during the entire game.
- Print off some MadLibs (you can find some on [pinterest.com](https://www.pinterest.com)), have them use their good speech sound while they think of words to include in the funny story and while they read the completed version.
- Call or video chat with grandma, grandpa, aunt, uncle, etc. and make sure they use their good speech sound.
- Use a chart to catch your student using their good speech sound. Once they earn a specific number of tallies, stickers, smiley faces, etc. reward them with something they desire (outside time, one-on-one time with a parent, reduce a chore from the chore list, small piece of candy, family game, etc.).
- Have your student decorate a sheet of paper/poster with their sound on it. Post the paper in one room of your home. When they are in that room they need to use their good speech sound. Occasionally move the poster to a different room in your home.
- Encourage your student to practice using their good speech sound when they are conversing at the grocery store, restaurant, game, piano lessons, etc.
- Have your student read to a younger sibling, pet, or stuffed animal while they practice their good speech sound.
- Let your student order their own food at a restaurant using their good speech sound.


Black History Month

What do Barbara Jordan and Jackie Robinson have in common? It isn't that they were both famous baseball players, but they were both influential African Americans. Both individuals broke the color barrier in their careers, Jackie of course on the baseball diamond and Ms Jordan as the first African American woman from the South elected to the US House of Representatives.

Fourth Grade students have been working hard on research projects to help celebrate Black History Month. Each student was given the name of a famous African American and asked to write a research paper on this individual. They were also asked to complete a map of states that were important in their person's life as well as a time line of important life events. Students will conclude these projects by creating a slideshow on the life of their individual.

Not sure what contributions Matthew Gaines or Mary McLeod Bethune made on the United States? Just ask a 4th grader, and you may learn all about them.

Mrs. Sullivan and Mrs. Ourada



Farm In A Glove

In third grade, we had the privilege of having Sarah Purcil from the UNL Extension Office come in to talk with us about AG Literacy. This month the topic is, Farm in a Glove! She talked with the students about how a seed germinates. She also allowed the students to dissect a lima bean. As they dissected the Lima Bean, Mrs. Purcil taught them the parts of a seed. The third graders were also able to plant their own Nebraska garden in a glove! They planted corn, soybeans, wheat, and pinto beans in their gloves. She will return in two weeks to teach the students more about growing crops. During those 14 days, the seeds they planted will germinate and start to grow! They had a wonderful time learning about farming in Nebraska.

Miss Kurtenbach



Join us under the sea, as PHS Music and Drama Departments Present...
Disney's The Little Mermaid

Friday April 17th at 6:30 pm
Saturday April 18th at 6:30 pm
and Sunday April 19th at 2:00 pm
in the PHS West Gym

Admission is \$5.00 at the door. Light concessions will be available during intermission. Watch for information about an "Under the Sea" party with light snacks and activities for youth, to be announced soon.



Upcoming Music dates:

March 3rd – Freshmore Honor Choir - @ JCC
March 19th – Elementary students – Malcolm Music Contest
March 20th – JH Students – Malcolm Music Contest
March 24th – HS (plus JH band) MUDECAS Music contest - @ PHS
March 27th - 28th – Class C All-State Band
April 15th – Show Choir – L Street Invitational @ Geneva
April 17th – 19th Musical - The Little Mermaid – times listed above
April 20th – JH & HS Spring Concert
April 24th – HS District Music Contest @ Auburn
April 27th – Elem Spring Concert @ PHS
May 11th – ECNC Honor Band @ Louisville



Let's flip the classroom! By Mr. Kotik

Wait! What?! Won't that cause a huge mess and bring chaos?

No... we're not literally going to flip the tables and chairs! We want to flip the classroom to a new location... maybe home?

A flipped classroom is when a teacher asks the students to preview new content on their own, usually away from the classroom. When the class reconvenes, the teacher then has an opportunity to review what the students have learned away from the classroom and implement practice and activity instead of lecture and homework.

I have found this to be a successful practice in Social Studies through the use of Crash Course video on YouTube. Crash Course video is a series of educational shorts founded and created by John and Hank Green. The video series covers topics that include but are not limited to US History, World History, Government, Biology, Literature, Computer Sciences, and much, much more.

The videos have fun and humorous scripts to accompany active comic graphics. The average video runs from 7-15 minutes with loads of information that relate to both Nebraska State Standards and our local curriculum.

Using a flipped classroom offers teachers and students a new perspective on teaching and learning. Flipped classrooms prepare students to work on and complete practice, assignments, or projects in the classroom to maximize student success, but also prepare them for success beyond K-12.



Preschool Show and Tell

Following winter break, preschool students were invited to bring one special item from home to share with their friends. Show and tell day was very exciting for us all! Students were grouped together with four to five peers, and each child in the group had a turn to show and tell about their item. It was fun to see what each student chose to bring on this special day and we had items ranging from cars, toy puppies, balls, and watches, to Elsa, Vamperina, Woody, and Buzz Lightyear.

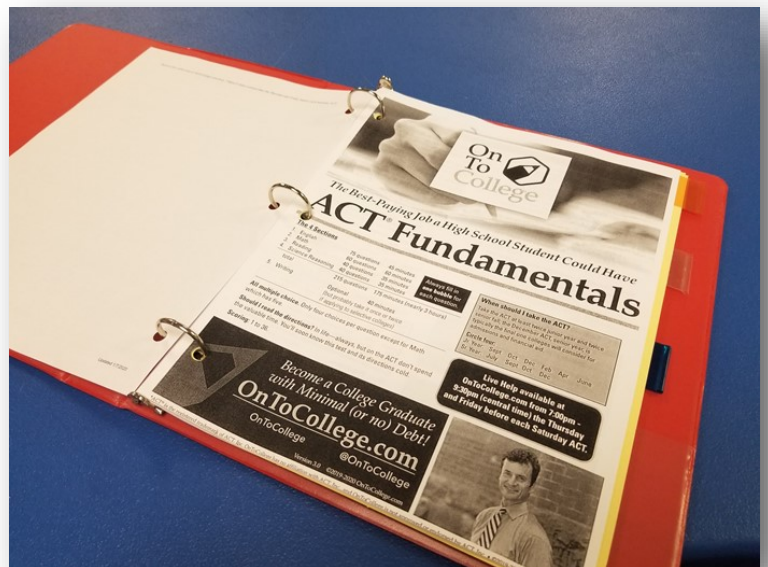
While the students thought this activity was about showing their peers their toy or special item, there were many social-emotional and language skills implemented into this experience. As each child shared what they brought from home, they had the opportunity to describe the item (by color, size, shape, etc.) and demonstrate how they play with it. This practice of providing details prompted them to use full sentences and converse with their peers. Many times, peers within that group had questions about the item, which provided an opportunity for asking and answering questions.

Once all students received a turn to share, many of them initiating trading or requesting the chance to play with a peer's toy. This was encouraged, and students were also given the option of putting their item away in their backpacks for safe keeping. The two options allowed for students to practice decision making. We look forward to another Show and Tell day soon!

ACT Prep, by Andrew Weils

8 to Great time every Wednesday as a Junior was kicked off by an incredible Safe Dates Program to help students understand domestic violence and how it affects the people involved. The program was very insightful and I even learned a new thing or two from it. We as a community grew from it and are now more vigilant and aware of those who may be in crisis and reaching out to us. With that program coming to an end we gear up for the ACT test with their futures in mind.

As an ACT Prep teacher, I have a few simple rules: no phones, head up and remember why it matters. These students are preparing for a test that some see no value in. A person who is going to graduate and go straight into the workforce will not see the value in the ACT. However, I see it differently; the test is preparation for life. If you want something you have to commit time and effort to be great at it. Determination and work ethic are world-changing skills that your youth will continue to build. Any student who has aspirations of college needs to do well on the ACT, and taking it for free is a huge bonus.



District OR-1 has provided two separate ACT Prep tools, which is an incredible resource to have. I took the ACT in high school in 2012 and was offered to take the John Baylor test prep but it would have cost my parents a significant amount of money. Money we frankly didn't have. So, to offer not one but two test prep resources for free to these students is just another way that this district proves how much it cares about its students.

Join Mr. Malone, FFA, and others from the District OR1 Community to Save a Life. The FFA Blood Drive will be held Wednesday, March 11 from 1:00 p.m. until 6:00 p.m. at the high school. Please call the office at 402-780-5327 or e-mail Mr. Malone at Malone.ken@districtor1.net to reserve your spot.

UNL Pep Rally, by Jeff Panko


Panther 6th, 7th, and 8th graders attended the UNL Sportsmanship Pep Rally held Wednesday November 6th at Pinnacle Bank Arena. The students listened to Husker athletes speak on giving good effort, listening to the adults around them, amongst many important ideas for their future. Alabama A&M Women's coach and Husker Women's Coach talked to the students about working towards excellence. The Husker Women's motto of "Bring it" was a challenge given to the students.

During halftime of the women's game, a game of Simon Says was played. Panther students and staff were involved in the game. Talia Wilson (8th grade) was the student winner. She says she is looking forward to "talking some trash to the staff she beat".


All the students say they had a great day.

Palmyra Freshmen Take a Turn with Wind Turbines

When people drive on any major highway or interstate in the United States, they may see trains carrying coal, trucks taking corn to ethanol plants, or electrical engineers working on electrical stations. Something that they may see now and may see more of in the future are wind turbines. Wind turbines are a great source of energy by using wind to spin the turbines and this creates energy that can be stored for later use.



Earlier this year Palmyra Freshmen had the chance in science class to investigate how difficult it can be to develop a turbine. The students had to construct a functioning wind turbine that could produce energy to be stored. Just like an engineer or contractor, they had to stick to a budget. They could not exceed their budget of materials, and they were not allowed to distribute their materials to other groups in the class. They were given 20 straws, 3 pieces of paper, 3 pieces of construction paper, glue, masking tape, scotch tape, and 2 CDs. The class had to do a lot of problem-solving in trying to figure out which materials would make the best fan. The students were also not allowed to change the speed of the fan, the height of the base, or the angle of the fan. Throughout the experiment, they also had to keep in mind of what the different variables were in the experiment. At the end, they had to record what the independent, dependent, and constant variables were throughout the entire experiment.



For three days, students collaborated, constructed, and tested multiple fan ideas. The students tried to get the best reading that they could with their limited supplies. Material reusing and design combinations were heavily involved in making their fans, as I had given them a target number to try and reach. It was okay for students to not reach the target number, but that was their goal, because it was the number that I attained when I created my first fan. Before long, students were in competitions with each other to see who could get the best reading. Some students even became upset when they didn't get the highest number in the class. In the end, it was never really about the highest reading, but more of the thinking, collaborating, and constructing a working fan that went with our topic in science. The students really enjoyed this experiment and enjoyed it even more when their fan reading was better than mine. Mr. Davenport

Biology World, by Mrs. Church

In biology class, we are currently studying Charles Darwin and his theory of evolution and natural selection. According to Darwin, organisms best suited to a particular environment will survive and pass on their traits to future generations. As thousands of years pass, organisms evolve and change into their current form that we see today.

In biology class, students were asked to think about what Earth would look like a hundred years from now and create a futuristic organism that might live in this environment. Students had to create their futuristic organism and habitat and present this to the class.


Mollie Whyman and Kamrin Lippold imagined that in the future, our oceans would be free of pollution allowing Timmy the Turtle to grow very large. His coloration would be blue to match

the color of water, making it harder for predators to see him.



Kyla Davis and Lilly Parolek imagined a very hot Earth. The hippo is now called a hibbo because it needs longer eyelashes to keep sweat out its eyes. Its skin has changed to a purple color due to excessive radiation from the sun. Water and food is difficult to find so it has developed a longer tail to defend itself from predators.

Nathaniel Larson-Neeman and Mason Maahs imagined an Earth where there is no land and instead the Earth is entirely covered in water. People had to change and adapt. They now resemble sharks. They have gills to breathe and finlike limbs. People no longer go to the surface instead they live underwater.



Helpful Organizational Hints to Help Your Student

By Mrs. Jen Whyman




Having needed supplies is very important. We make sure our students have these things at the beginning of the year, but oftentimes, these need to be checked periodically. Pencils are a big item that needs to be replaced constantly throughout the year. Keeping extra pencils in their Chromebook backpacks is a must. Paper and notebooks are another supply that can be used up before the end of the school year. Having materials readily available helps them to use their time efficiently.

There are many organizational systems a student can use, but I feel a simple one is best. Using a single folder and labeling one side with "done" and the other side with "not done", is simple and easy to keep track of. This is also similar to what is used in elementary school, so it makes for an easy transition to junior high. It leaves one folder to keep track of and one place to look for homework when it is needed.



A calculator is a helpful tool to help make math homework easier. Some students like the calculator on their Chromebooks and some might prefer a simple handheld calculator. A good scientific calculator is the Texas Instruments TI-30XIIS.



Mental Health Awareness

Mental health in children is a topic we have been hearing about lately. The term mental health encompasses several different factors, including, emotional, psychological, and social well-being. We often hear of mental health in a negative light. What about focusing on having a positive outlook on mental health? Have you ever wondered how you can support your child's mental health? I have put together some tips for you to consider that may have a positive impact on your child's mental health.



Reinforce positive choices and behavior. Provide consistent expectations. Our children will make mistakes and that is a part of learning. Take the opportunity to teach them the skills they need to make a better choice next time. Also, make sure to take the time to provide positive support and encouragement when your child makes a good choice.

Develop a sense of community. Encourage your child to take part in activities in school and the community. Allowing them to feel part of something provides them a sense of belongingness. When children know they are part of a team and can help others, they build self-esteem and connectedness.

Provide opportunities for good physical health. Encourage your child to participate in physical activity daily. Regular exercise can naturally decrease their negative emotions. Make sure they are getting adequate sleep for their age and make healthy food available for them.

Encourage them to develop resilience. Negative situations and adversity are a natural part of life. We want our children to know they have the ability to overcome challenges. Encourage them to talk through difficult situations and look to an adult for guidance, if needed. Knowing they are supported at home and school will provide them the competency to overcome challenges they face on a daily basis.

The list could go on and on. Building positive mental health takes a community. By fostering and developing pro-social behavior we will encourage our children and students that positive mental health can continue throughout life. If you have questions about your child's mental health, please reach out to the building administrator, Mr. Chaffee or Mrs. Linke at 402-780-5327.

Oh the Places We Love! by Becky Hall




As a follow up to a reading selection we had first semester titled Lucia's neighborhood, first grade did a writing project. Each student chose a place in Bennet or Palmyra that they loved. We took a walking tour of each town and took pictures of students at those places, then they wrote why they enjoyed that spot in the community.

Once the pictures were taken, the stories written and edited, we published the books with Studenttreasures. On Friday, December 20th we hosted publishing parties in our individual classrooms and unveiled "Oh the Places We Love!" to our parents.

"Oh the Places We Love!" spotlights our communities and demonstrates what an

impact each place has on individual children. We have challenged our students to be good citizens of Palmyra and Bennet and to continue to make their communities great places to live!



What is New in Math 8?

In Math 8, we have been working on percents. The class has been finding percents from decimals and fractions to compound interest. Initially, the students would change percent to fractions, and find the common ones which they will use all the time. For example, the fraction $\frac{1}{3}$ is equal to $33\frac{1}{3}\%$. The next concept was to estimate with percent's. This concept used previous knowledge of compatible numbers where the students would find numbers which reduced or simplified. An example would be: 33% of 122. Two compatible numbers would be 30% of 120. The process to solve is below.

$$\frac{30}{100} * \frac{120}{1} = \frac{3 * 12}{1} = 36.$$

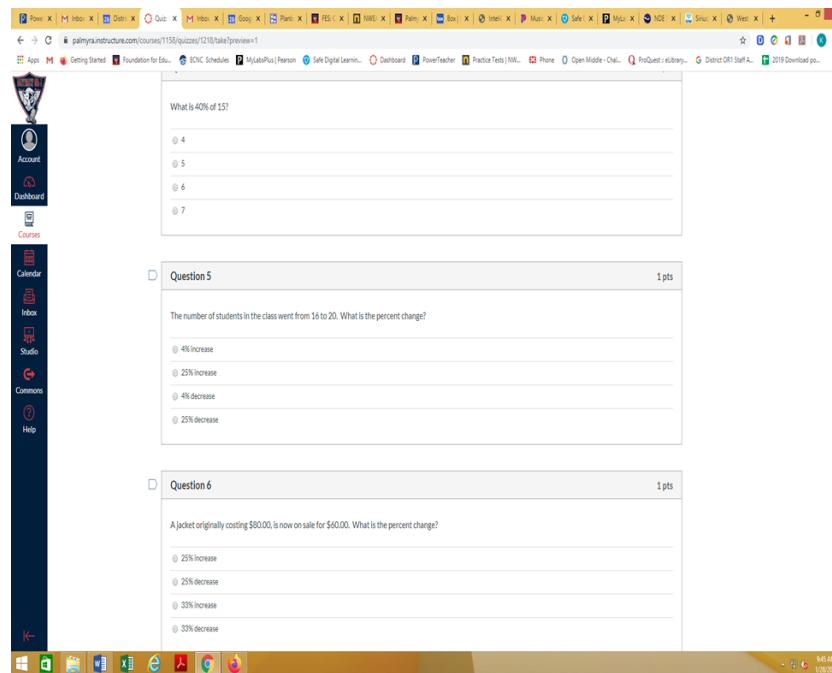
When multiplying fractions which end in zero, the zeros will drop off.

Another concept the students did with percent was to find discounts for sale items, and increases in cost of items. This is a good concept because they will be able to apply it in real life. An example would be to help find 20% off a jacket costing \$60. They would be able to change the

20% to its equivalent fraction of $\frac{1}{5}$ then multiply by \$60. The discount amount is \$12, so they would spend \$48 for the jacket.

The final concept the students found the difference between simple and compound interest. Simple interest is taking the principle * rate as a decimal * time in years. This is different to compound which is taking the principal * rate as a decimal * time which is 1. They then have to find the new amount for however many years they were given. If the time is 3 years, they have to find the new balance 3 different times. In simple interest they only find it once and then the new balance.

When the time comes for the NSCAS test, they class will start to do some review problems which will be set up on Canvas. The assignment will be interactive like the NSCAS test. An example from Canvas is below.



- Did you know that you can keep up with your student's grades, lunch balances, and other information by getting your PowerSchool username and password from your school offices in Bennet and Palmyra?
- Did you know that you can download the DistrictOR1 app for your Android or iPhone device?
- Did you know you can follow District OR1 happenings by following OR1_Panthers on Twitter?

2020 ECNC ART SHOW

In recognition of Youth Art month, the annual ECNC art show will be showing Feb. 29th through March 24th at the downtown Wells Fargo in Lincoln. Each participating school will be displaying its ten best 2-D pieces along



with various 3-D sculptures from all high school classes. Palmyra students will feature some projects working with colored pencils, acrylics, watercolors, and mixed mediums.

Palmyra art students have been busy creating some great artwork this school year. Students have published over 100 pieces online so far on Artsonia. Artsonia is the world's largest collection of student art, published by teachers and students from around the world. Make sure to check out our online portfolios at <https://www.artsonia.com/schools/school.asp?id=53171> where you can join their fan club, leave them a comment, or purchase merchandise featuring the artwork. Parents, family, and friends can purchase a mug, t-shirt or any of the 25 keepsakes displaying a student's artwork, and 20% of your sale will be donated back to the Palmyra Art Program.



Helping ALL Students Succeed

The common definition of an intervention is “an action taken to improve a situation.” In the school system, an intervention is used to improve a specific area of a student's educational skills. For our students at Bennet Elementary, interventions are data based, leveled, and individualized. The type of intervention selected for each student or group of students is based on each child's need. Teachers evaluate classroom data, DIBELS reading data, MAPS testing data as well as other forms of data to decide which intervention is the best fit. Once an intervention is selected, data previously used as well as placement tests within the intervention help to decide what level will best support optimal student growth. During their interventions students keep track of their own progress via graphs and charts. This helps to foster motivation, provides the opportunity for students to measure their growth, and take ownership in the process. Students involved in the following programs may be participating in an intervention: Student Assistance Team (SAT), Title, RTI, or Special Education. Interventions are yet another level of support for our students at Bennet Elementary.

<https://striv.tv/channel/palmyra/>

Can't make it to the game? Watch select activities from any Internet device.

<https://striv.tv/channel/palmyra/>

Little Panther Preschool

Little Panther Preschool is currently taking registrations for children who are interested in preschool. Please call the Bennet Elementary office to place your child's name on the list at 402-782-3535.

Join Palmyra Fire and Rescue for their annual Soup Supper

- ✓ Saturday February 29th at Palmyra Senior Center
- ✓ Supper Special: 4 p.m. to 7 pm
- ✓ A variety of soups will be offered
- ✓ Served with cinnamon roll and choice of tea or lemonade
- ✓ Free Will Donation
- ✓ ✓ Proceeds to help purchase new equipment.



Safety is the number one priority of District OR1. To help safeguard our school community, we've taken an important step that I want to share with you.

Our district is now using *SafeSchools Alert*, a tip reporting service that allows students, staff, and parents to submit safety concerns to our administration five different ways:

App: Search for “SafeSchools Alert” in the App Store to download for free

Phone: 402.858.9423

Text: Text your tip to 402.858.9423

Email: 1795@alert1.us

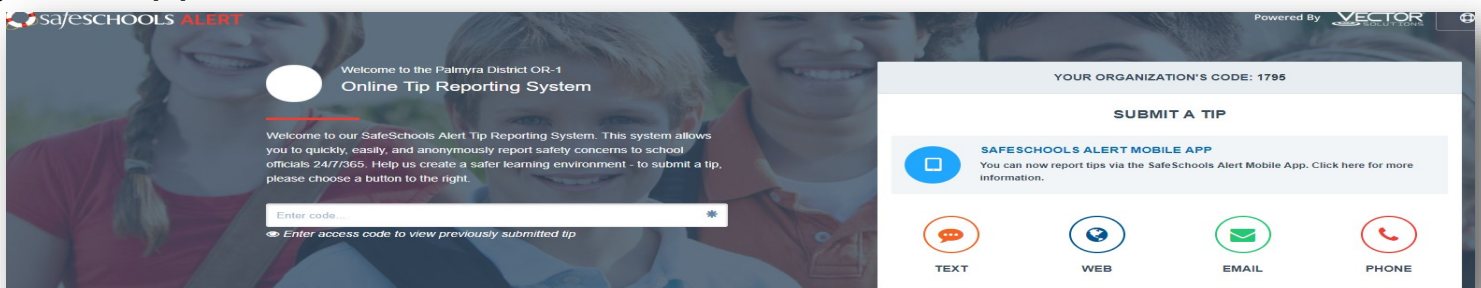
Web: http://1795.alert1.us

▶ ▶ ▶ ▶ **Be sure to use our district's identification code: 1795**

You and your child can easily give KUDOS to a teacher, another student, or other district adult. If all is not right, on the other hand, you can report tips on bullying, harassment, drugs, vandalism, threats of violence, or any safety issue you're concerned about through District OR1's SafeSchools Alert. When you submit a tip, be sure to use our district's identification code: **1795** in your communication.

Every tip SafeSchools Alert receives about our district is immediately logged in the system and our administration is notified so that they can investigate and take appropriate action. Tips may also be submitted anonymously if you prefer.

Together, we prepare our students to successfully meet the challenges of the future. Using SafeSchools Alert, we can continue to keep our district a safe, nurturing place to work and learn! Thanks in advance for your support.

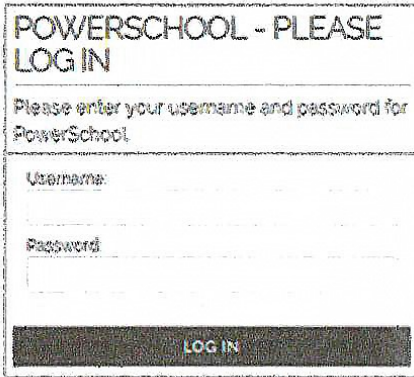


PowerSchool Payments Made Easy

Visit the Web Store

Visit <https://districtor1.revtrak.net/> and click **Log in** or create your personal Web Store account to make payments for your student's PowerSchool Food account.

Make Payments to your PowerSchool Account



POWERSCHOOL - PLEASE LOG IN


Please enter your username and password for PowerSchool.

Username:

Password:

LOG IN


NOTE: YOU WILL FIRST HAVE TO HAVE SET UP POWERSCHOOL CREDENTIALS LINKING YOU TO YOUR CHILDREN. CONTACT YOUR SCHOOL SECRETARY TO ACTIVITE POWERSCHOOL CREDENTIALS. If you haven't previously logged in to PowerSchool, you will need to enter your student's credentials. The student will show in the future, when logged in to the Web Store.



FOOD ACCOUNTS

Arie Alyeasor \$608.42

To make food payments, click on **Make a One-Time Payment** under the desired student's name.



One-Time Payment

Amount: \$0.00 (Total: \$608.42)

Pay \$25 Pay \$50 Pay \$100

CANCEL ADD TO CART

Enter your amount or choose a quick pay option: \$25, \$50, \$100.



CHECKOUT

ADD CARD

DISCOVER, MASTERCARD, VISA

card number: name:

expiration: Month: Year: nickname:

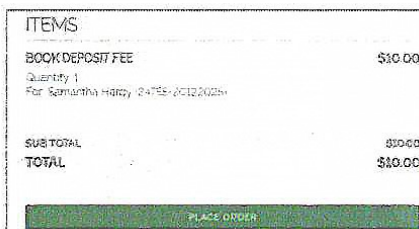
SAVE CARD

CANCEL CONTINUE

Select **Add to Cart**.

Confirm all items in the cart and click **Checkout** to proceed to the Web Store.

Enter your billing information and click **Continue**.



ITEMS

BOOK DEPOSIT FEE	\$30.00
Quantity: 1	
For: Samantha Harry 2475 (2012/2025)	
SUBTOTAL	\$30.00
TOTAL	\$30.00

PLACE ORDER

After verifying your information, click **Place Order** to process your transaction and view your receipt.

Please note, District OR1 does not add convenience fees. All processing fees from RevTrak will be added at checkout.

Payment will be processed and receipt can be viewed and printed. A receipt will automatically be sent to the email address provided. Receipt can be viewed at any time through your account settings.

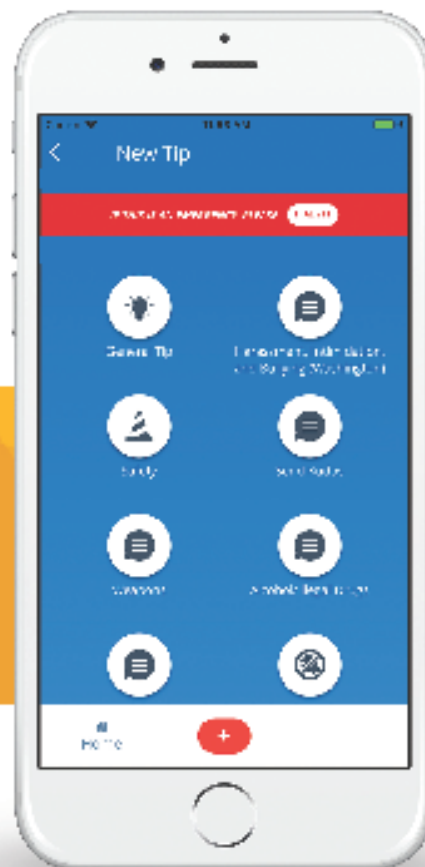


Palmyra District OR-1

Report It

SafeSchools Alert is our district's tip reporting service. If you have information about a threat to our safety, do your part and report it! And remember, you can remain anonymous.

SUBMIT USING OUR APP



FOR EMERGENCIES, PLEASE CALL 911

EASY WAYS TO REPORT



Visit the website
<http://1795.alert1.us>



Email your Tip to
1795@alert1.us



Call to report your tip
402.858.9423



Text your Tip to
402.858.9423

REPORT ON:

- BULLYING
- INTIMIDATION
- HARASSMENT
- WEAPONS
- DRUGS
- OTHER



Our District Code is: 1795

All tips submitted are taken seriously and will be acted upon. Please be responsible with your submissions.

DISTRICT OR-1 PUBLIC SCHOOL CALENDAR 2019-2020 Adopted

August 2019

SU	M	T	W	TH	F	SA
				1	2	3
4	5	6	7	8	9	10
11	12	13	14	15	16	17
18	19	20	21	22	23	24
25	26	27	28	29	30	31

September 2019

SU	M	T	W	TH	F	SA
1	2	3	4	5	6	7
8	9	10	11	12	13	14
15	16	17	18	19	20	21
22	23	24	25	26	27	28
29	30					

October 2019

SU	M	T	W	TH	F	SA
		1	2	3	4	5
6	7	8	9	10	11	12
13	14	15	16	17	18	19
20	21	22	23	24	25	26
27	28	29	30	31		

November 2019

SU	M	T	W	TH	F	SA
					1	2
3	4	5	6	7	8	9
10	11	12	13	14	15	16
17	18	19	20	21	22	23
24	25	26	27	28	29	30

December 2019

SU	M	T	W	TH	F	SA
1	2	3	4	5	6	7
8	9	10	11	12	13	14
15	16	17	18	19	20	21
22	23	24	25	26	27	28
29	30	31				

August 2019

- 12-Aug Start of Fall Practice
- 12-Aug Faculty Inservice-8:00-4:00 .
- 13-Aug Faculty Inservice-8:00-4:00 .
- 14-Aug Faculty Inservice-8:00-4:00 .
- 15-Aug First Day of School

September 2019

- 2-Sep NO SCHOOL -Labor Day
- 24-Sep Dismiss @ 1:30 P.M. P-T conf. 2:00-8:00 P.M.

October 2019

- 21-Oct Start 2nd Quarter
- 24-Oct 1:30 Dismissal Fall Break
- 25-Oct Fall Break; NO SCHOOL

November 2019

- 18-Nov Start Winter Practice
- 27-Nov NO SCHOOL Thanksgiving Break
- 28-Nov NO SCHOOL Thanksgiving Break
- 29-Nov NO SCHOOL Thanksgiving Break

December 2019

- 20-Dec End of Second Quarter
- 20-Dec Dismiss at 1:30 for Christmas
- 23-Dec Winter Vacation December 23-January 1
- 22-26 Dec Five day moratorium period est. by NSAA

January 2020

- 1-3 Jan Winter Vacation
- 6-Jan School Resumes, Start 3rd Quarter
- 20-Jan Martin Luther King Day Teacher Inservice No School

February 2020

- 11-Feb Dismiss @ 1:30 P.M. P-T conf. 2:00-8:00 P.M.
- 14-Feb NO SCHOOL Winter Break
- 17-Feb Teacher In-Service No School

March 2020

- 2-Mar Start of Spring Practice
- 6-Mar NO SCHOOL Spring Break
- 6-Mar End of Third Quarter 1:30 Dismissal
- 9-Mar Start 4th Quarter
- 13-Mar NO SCHOOL Spring Break
- 24-Mar NO SCHOOL PHS MUDECAS Music

April 2020

- 9-Apr 1:30 P.M. for Spring Break
- 10-Apr NO SCHOOL; Easter Break
- 13-Apr NO SCHOOL; Easter Break

May 2020

- 9-May Graduation
- 20-May Elementary End of 2nd Semester
- 21-May End of Second Semester-1:30 Dismissal H.S.
- 22-May Teacher Work Day

Note: Early dismissal times of 1:30 will result in an elementary dismissal time of 1:10.

January 2020

SU	M	T	W	TH	F	SA
			1	2	3	4
5	6	7	8	9	10	11
12	13	14	15	16	17	18
19	20	21	22	23	24	25
26	27	28	29	30	31	

February 2020

SU	M	T	W	TH	F	SA
						1
2	3	4	5	6	7	8
9	10	11	12	13	14	15
16	17	18	19	20	21	22
23	24	25	26	27	28	29

March 2020

SU	M	T	W	TH	F	SA
1	2	3	4	5	6	7
8	9	10	11	12	13	14
15	16	17	18	19	20	21
22	23	24	25	26	27	28
29	30	31				

April 2020

SU	M	T	W	TH	F	SA
			1	2	3	4
5	6	7	8	9	10	11
12	13	14	15	16	17	18
19	20	21	22	23	24	25
26	27	28	29	30		

May 2020

SU	M	T	W	TH	F	SA
					1	2
3	4	5	6	7	8	9
10	11	12	13	14	15	16
17	18	19	20	21	22	23
24	25	26	27	28	29	30
31						

179 student days

185 total for teachers

No School Bennet Elementary

Teacher days

Vacation Days

Parent Teacher conf.

Early Dismissal

DISTRICT OR-1 PUBLIC SCHOOL CALENDAR 2020-2021 Proposed

August 2020

SU	M	T	W	TH	F	SA
						1
2	3	4	5	6	7	8
9	10	11	12	13	14	15
16	17	18	19	20	21	22
23	24	25	26	27	28	29
30	31					

September 2020

SU	M	T	W	TH	F	SA
		1	2	3	4	5
6	7	8	9	10	11	12
13	14	15	16	17	18	19
20	21	22	23	24	25	26
27	28	29	30			

October 2020

SU	M	T	W	TH	F	SA
				1	2	3
4	5	6	7	8	9	10
11	12	13	14	15	16	17
18	19	20	21	22	23	24
25	26	27	28	29	30	31

November 2020

SU	M	T	W	TH	F	SA
1	2	3	4	5	6	7
8	9	10	11	12	13	14
15	16	17	18	19	20	21
22	23	24	25	26	27	28
29	30					

December 2020

SU	M	T	W	TH	F	SA
		1	2	3	4	5
6	7	8	9	10	11	12
13	14	15	16	17	18	19
20	21	22	23	24	25	26
27	28	29	30	31		

August 2020

- 10-Aug Start of Fall Practice
- 10-Aug Faculty Inservice-8:00-4:00
- 11-Aug Faculty Inservice-8:00-4:00
- 12-Aug Faculty Inservice-8:00-4:00
- 13-Aug First Day of School

September 2020

- 7-Sep NO SCHOOL -Labor Day
- 22-Sep Dismiss @ 1:30 P.M. P-T conf. 2:00-8:00 P.M.

October 2020

- 16-Oct End of First quarter
- 19-Oct Start 2nd Quarter
- 22-Oct 1:30 Dismissal Fall Break
- 23-Oct Fall Break; NO SCHOOL

November 2020

- 16-Nov Start Winter Practice
- 17-Nov Teacher Inservice No School
- 25-Nov NO SCHOOL Thanksgiving Break
- 26-Nov NO SCHOOL Thanksgiving Break
- 27-Nov NO SCHOOL Thanksgiving Break

December 2020

- 22-Dec End of Second Quarter
- 22-Dec Dismiss at 1:30 for Christmas
- 23-Dec Winter Vacation December 23-January 5
- 23-27 Dec Five day moratorium period est. by NSAA

January 2021

- 1-5 Jan Winter Vacation
- 6-Jan School Resumes, Start 3rd Quarter

February 2021

- 9-Feb Dismiss @ 1:30 P.M. P-T conf. 2:00-8:00 P.M.
- 12-Feb NO SCHOOL Winter Break
- 22-Feb Teacher In-Service No School

March 2021

- 1-Mar Start of Spring Practice
- 5-Mar NO SCHOOL Spring Break
- 11-Mar End of Third Quarter 1:30 Dismissal
- 12-Mar NO SCHOOL Spring Break
- 15-Mar Start 4th Quarter

April 2021

- 1-Apr Dismiss at 1:30 P.M. for Easter Break
- 2-Apr NO SCHOOL; Easter Break
- 5-Apr NO SCHOOL; Easter Break

May 2021

- 8-May Graduation
- 19-May Elementary End of 2nd Semester Reg. Dis.
- 20-May End of Second Semester-1:30 Dismissal H.S.
- 21-May Teacher Work Day

Note: Early dismissal times of 1:30 will result in an elementary dismissal time of 1:10.

January 2021

SU	M	T	W	TH	F	SA
					1	2
3	4	5	6	7	8	9
10	11	12	13	14	15	16
17	18	19	20	21	22	23
24	25	26	27	28	29	30
31						

February 2021

SU	M	T	W	TH	F	SA
	1	2	3	4	5	6
7	8	9	10	11	12	13
14	15	16	17	18	19	20
21	22	23	24	25	26	27
28						

March 2021

SU	M	T	W	TH	F	SA
	1	2	3	4	5	6
7	8	9	10	11	12	13
14	15	16	17	18	19	20
21	22	23	24	25	26	27
28	29	30	31			

April 2021

SU	M	T	W	TH	F	SA
				1	2	3
4	5	6	7	8	9	10
11	12	13	14	15	16	17
18	19	20	21	22	23	24
25	26	27	28	29	30	

May 2021

SU	M	T	W	TH	F	SA
						1
2	3	4	5	6	7	8
9	10	11	12	13	14	15
16	17	18	19	20	21	22
23	24	25	26	27	28	29
30	31					

179 student days

185 total for teachers

